

Custom Built Sheds and Garages



CRAFTED SIGNATURE | BARNES

Whether it's a spacious storage shed, inviting garden shed, elegant garage, or a charming guest house, our beautiful collections offer you the style, space and flexibility your lifestyle demands.

Designed and built to enjoy for years to come, our handcrafted structures promise you quality and versatility sure to exceed your expectations. Choose from two special collections that include a wide range of styles.

Our Signature Collection boasts a long list of attractive options that will set your structure apart, while our Crafted Collection includes a full range of basic storage solutions built with a focus on affordability. Of course, both collections offer you outstanding quality for lasting beauty and durability.





Classic

With so many special design details, our Classic collection is a perfect choice when you want to enhance your landscape while satisfying your storage needs. Choose the colors, options and finishing touches that set your shed apart from all others.

A-Frames

With clean lines and an appealing classic shape, the A-Frame is a stylish storage solution that fits perfectly into suburban landscapes of today. Add a cupola for a charming finishing touch.

Manchester

With its warm and elegant design, the Manchester Gardening Shed invites you to store, care and appreciate your plants by creating a serene tranquil environment for you and your plants to enjoy.

Quaker

With its distinctive overhang, our Quaker design adds appeal to any backyard. Great functionality and no-nonsense style make it a popular choice for many homeowners.

Hip Roof

For an added touch of class, our Hip Roof collection is a great choice. Available in a variety of sizes and styles, this stand-apart design elevates any storage shed to something quite extraordinary.

Guest Houses

Whether you desire comfy space for out-of-town visitors or a back yard studio or getaway for yourself, our collection of Guest Houses offers you lots of beautiful choices, including optional porches for outdoor enjoyment.

Garages

For cars, trucks, tractors, boats and more, our full line of quality Garages includes all our popular storage shed styles. With steel overhead doors and heavy-duty floor supports standard, you can count on top-notch durability and performance.

Barns

For great storage capacity combined with equally great style, our Barn designs deliver! Built with plenty of room for mowers and small equipment, as well as tools, bikes and toys, our barns keep back yards clutter-free while adding classic charm to any landscape.

Gallery

We invite you to view our gallery, where design and functionality meet creating elegant and sophisticated environments for you and your guests to enjoy.

Classic

With many different design options, our Classic Collection is a perfect choice when you want to enhance your landscaping while satisfying your storage needs. Choose the colors, features, and finishing touches that will set your shed apart from all others.



10' x 20' T1-11 Keystone A-Frame

Shown with white T1-11 siding, white trim, red window trim, weathered wood shingles, 8' New England dormer, and large window cupola.



8' x 10' Cedar Creek Potting Shed with Wooden Lap Siding

Shown with white paint and chestnut roof line and windows, along with buckskin trim, and weathered wood shingles.



10' x 16' Studio

Shown with ebony stain, white trim, and black shingles.

Classic



10' x 16' Classic A-Frame

Smart panel painted Navajo white, buckskin trim, weathered wood shingles, and red doors and shutters



10' x 16' Classic

Shown with khaki vinyl, sandstone trim, weathered wood shingles, with 6' New England dormer.



10' x 16' Classic

Shown with T1-11 painted barn red, white trim and shutters, and black shingles.

A-Frame

With clean lines and an appealing classic shape, the A-Frame is a stylish storage solution that fits perfectly into suburban landscapes of today. Add a cupola for a charming finishing touch.



12' x 18' Sun Room

Shown with clay vinyl, white trim, weathered wood shingles, and clay full glass doors.



10' x 16' Vinyl Steeper A-Frame Shed

Shown with sandstone siding & trim, green shutters, architectural slate shingles, and arched double-door. Options: large windows, glass door.



10' x 16' A-Frame

Shown with white paint, black trim, and black shingles.



10' x 16' T1-11 Steeper A-Frame

Shown with Navajo white paint, avocado trim and shutters, green metal roof, and arched classic doors with transom.

A-Frame



10' x 14' x 7' Wall A-Frame

Shown with clay paint, tan trim, weathered wood shingles, and burgundy shutters.



8' x 10' T1-11 A-Frame

Shown with sage paint, white trim, black doors and shutters, and pewter gray shingles.



10' x 12' Vinyl Steeper A-Frame

Shown with almond vinyl, white trim, and Williamsburg shingles.

Manchester

Imagine stepping into your gardening shed and being greeted by warm sunlight and the fragrances of flowers. Our Manchester Garden Sheds provide a warm and inviting place to store your tools as well as care for your plants. During winter months, your bulbs will start to thrive in our safe and enclosed environment.



12' x 20' Manchester Garden Shed

Shown with red paint, white trim, black doors and shutters, and black shingles.



10' x 16' Manchester Garden Shed

Shown with avocado paint, Navajo trim, clay dormer, red mahogany doors and shutters, and black shingles.



10' x 16' Manchester Garden Shed

Shown with linen vinyl, khaki trim, and black dormer and shutters.



10' x 16' Manchester Garden Shed

Shown with vinyl American walnut, almond trim, burgundy doors and shutters, and hickory shingles.

Quaker

With its distinctive overhang, our Quaker design adds appeal to any back yard. Great functionality and no-nonsense style make it a popular choice for many homeowners.



10' x 16' Vinyl Quaker

Shown with linen vinyl, white trim, green shutters, slate shingles, and 3' x 8' porch.



10' x 16' Keystone Quaker

Shown with cream paint, white trim, green shutters and doors, and black shingles.



10' x 20' Keystone Quaker

Shown with white paint, chestnut trim, buckskin shutters and door trim, and barkwood roof.



12' x 20' Vinyl Quaker

Shown with ivory vinyl, red trim and shutters, shakewood shingles, and large cupola with vane.



8' x 12' T1-11 Quaker

Shown with red paint, brown trim and shutters, and barkwood shingles.

Hip Roof

For an added touch of class, our Hip Roof Collection is a great choice. Available in a variety of sizes and styles, this stand-apart design elevates any storage shed to something quite extraordinary.



12' x 20' Hip Roof Vinyl

Shown with white vinyl, white trim, red shutters, weathered wood shingles, and medium cupola.



10' x 16' Hip Roof T1-11

Shown with beige paint, white trim, brown shutters and doors, and hickory shingles.



10' x 16' Hip Roof Vinyl

Shown with ivory vinyl, white trim, and weathered wood shingles.



10' x 12' Hip Roof Vinyl

Shown with ivory vinyl, white trim, almond shutters, weathered wood shingles, and medium cupola.

Guest House

Whether you desire comfy space for out-of-town visitors, a back yard studio, or a getaway for yourself, our collection of Guest Houses offers you lots of beautiful choices, including optional porches.



12' x 20' Guest House

Shown with ivory vinyl, white trim, and weathered wood shingles.



12' x 18' Vinyl Summer House

Shown with sage vinyl, red trim, and slate shingles.



12' x 28' Vinyl Pavilion Guest House

Shown with white vinyl, white trim, and weathered wood shingles.



14' x 32' Guest House

Shown with cedar stain lap siding, white trim, green metal roof, and 8' screened porch.

Garage

For cars, trucks, tractors, boats, and more, our full line of quality Garages includes all our popular storage shed styles. With standard steel overhead doors and heavy-duty floor supports, you can count on top-notch durability and performance.



14' x 28' Vinyl Heritage Garage

Shown with khaki siding, white trim, hickory roof, and khaki doors. Round overhead door opening.



12' x 20' T1-11 Heritage Garage

Shown with Navajo white paint, avocado trim and shutters, pewter gray shingles, wrought iron box holders, and 24" window cupola.



12' x 20' A-Frame Garage

Shown with white vinyl, white trim, beige trim around windows, black shutters, black shingles, and 24" birdhouse cupola.

Garage



Modular section detail showing central beam & connecting construction.



Custom-built storage shelves are available. Built to your preferred width and height.



24' x 24' Modular Vinyl 2-Car Garage

Shown with antique ivory siding, white trim, and cedar shingles.
Options: Red shutters – Ship in two sections, finished on site.



14' x 32' Vinyl 1-Car Garage

Shown with antique ivory siding, blue trim and shutters, and weathered gray shingles. Options: House door, octagon window, cupola with black eagle weather vane, arched glass garage door.



14' x 28' Vinyl A-Frame 1-Car Garage

Shown with sandstone siding, green trim and shutters, hunter green shingles, and 4' x 9' ramp. Options: light mounts (lights not included)



12' x 24' Vinyl Garage

Shown with khaki siding, sandstone trim, black shutters, and barkwood shingles.

Garage



12' x 32' T1-11 A-Frame Garage
Shown with beige paint, white trim, and barkwood shingles.



14' x 24' T1-11 Dutch Barn Garage

Shown with cream paint, red trim and shutters, and shakewood shingles.



12' x 28' A-Frame Garage

Shown with sandstone vinyl, green trim, and hickory shingles.



24' x 24' A-Frame

Garage built on site. Shown with light gray vinyl, white trim, and black roof.

Barns

For great storage capacity combined with equally great style, our Barn designs deliver! Built with plenty of room for mowers and small equipment, as well as tools, bikes and toys, our barns keep back yards clutter-free while adding classic charm to any landscape.



12' x 14' Dutch Barn

Shown with ivory siding, white trim, green shutters, and brown shingles.



12' x 20' T1-11 Dutch Barn

Shown with clay paint, beige trim, burgundy door and shutters, and weathered wood shingles.



12' x 20' Dutch Barn

Shown with tan siding, pewter gray shingles, white trim, and white raised panel shutters.



8' x 10' Dutch Barn

Shown with clay siding and green trim with green shutters, weathered wood shingles, and stainless steel hidden hinges.



10' x 12' Mini Barn

Shown with sandstone siding, sandstone trim, and weathered wood shingles.

Gallery



10' x 16' Manchester Vinyl with white trim, navy blue dormer and shutters, black roof, and 8" cupola.



12' x 16' Steeper A-Frame

Shown with sable brown board & batten siding, white trim, and fox hollow gray shingles.



10' x 22' Heritage Cabin

10' x 6' porch with post and beam, stained honey gold T1-11, avocado trim and shutters, and charcoal gray standing seam roof.



12' x 16' Classic A-Frame

Shown with buckskin paint, brown trim and doors. 8' New England dormer with redwood T1-11 shakes on front.



12' x 16' Hip Roof Stone

Shown with cedar stone, white trim, hickory shingles, and 30" arched windows.



12' x 14' Classic A-Frame

Shown with blue paint, Navajo trim, weathered wood shingles. Options: Lap siding, sliding door, mahogany gable ends.



12' x 24' Hip Roof

Shown with white siding, white trim, black shutters, and weathered wood roof. With 8' x 12' breezeway.



6' x 8' Dog Kennel

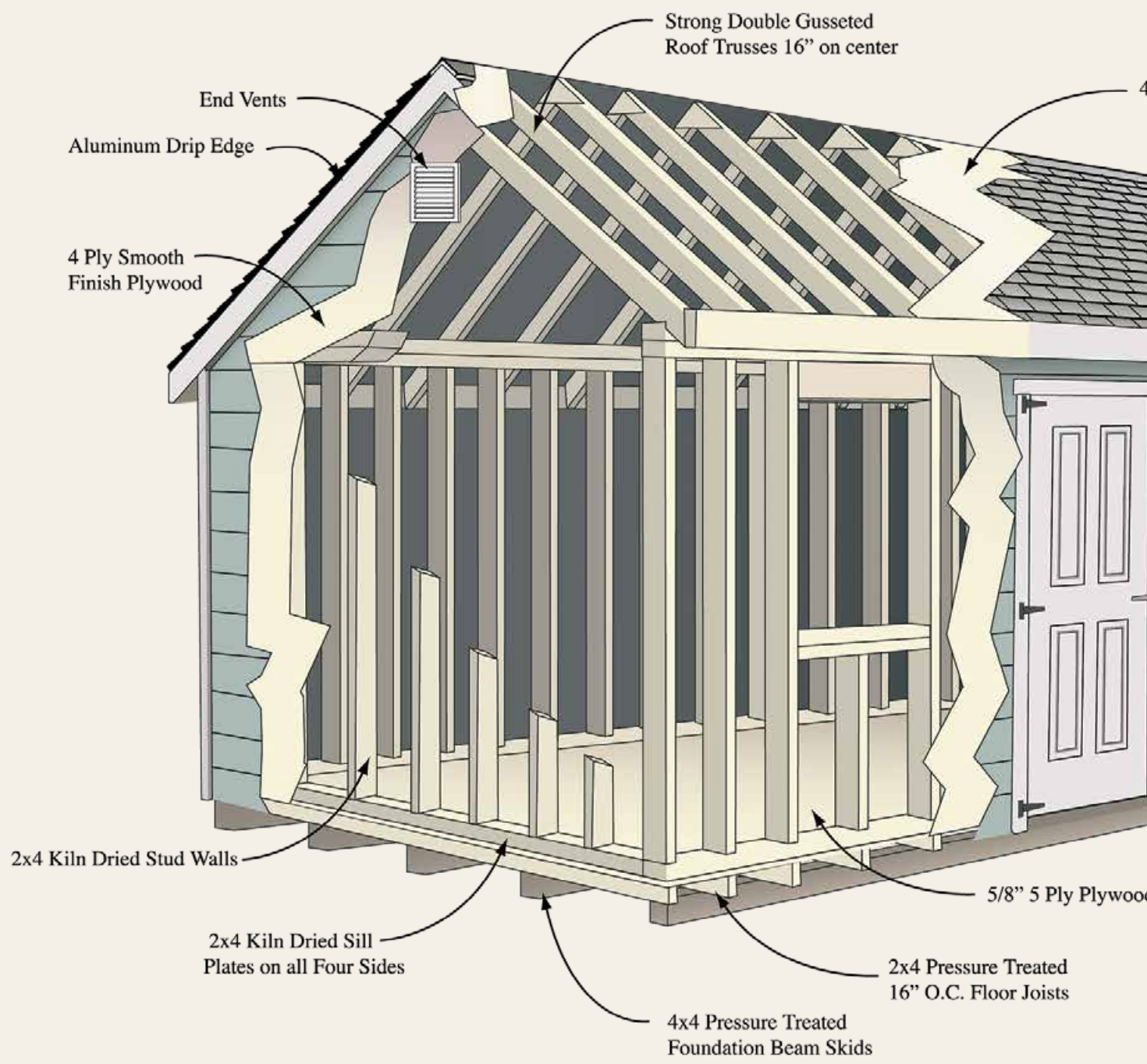
Shown with T1-11 beige siding, green trim, and weathered wood roof.



12' x 24' Keystone A-Frame

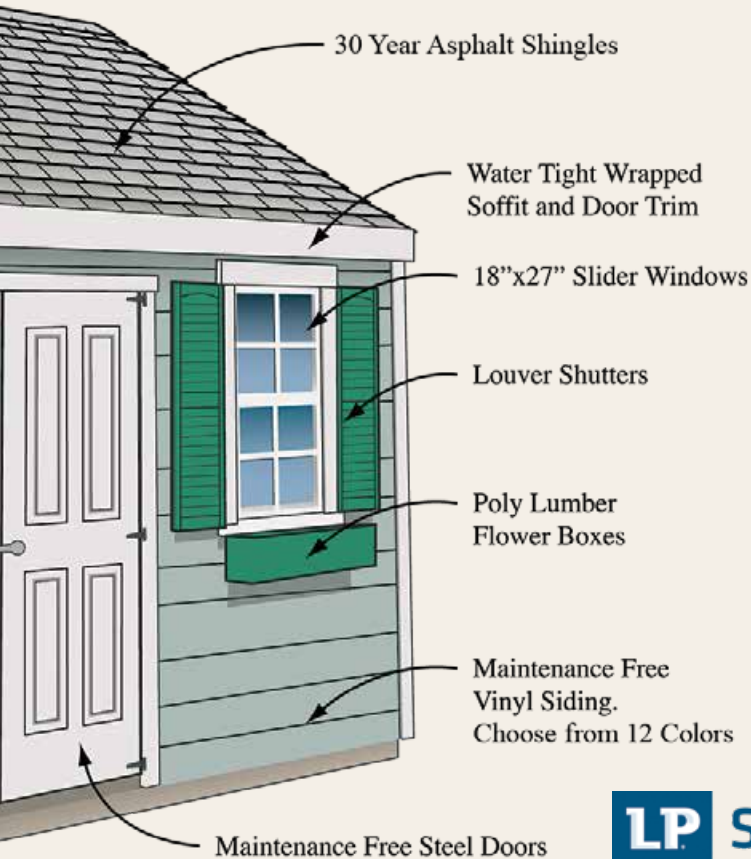
Shown with blue beaded siding, white trim, copper metallic metal roof, mahogany doors, and black shutters.

SHED CONSTRUCTION



SITE PREPARATION RECOMMENDATIONS

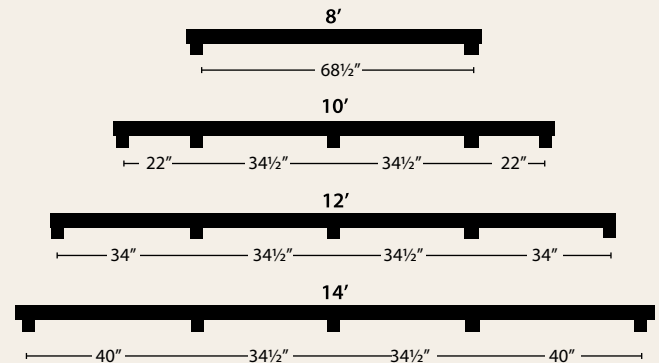
Ply Smooth Finish Plywood



Site Preparation 4" to 6" modified stone base

- Use 4" x 4" or 6" x 6" pressure treated timbers and outside perimeter of stone base.
- Make sure timbers are leveled.
- Fill stone evenly to the top of timbers. Stone base can be made 12" wider and longer than normal size.
- Check with local authorities about building permits.

Skid Placement




d Flooring (Optional Pressure Treated)



SHED OPTIONS

Weather Vanes



Cupolas



All cupolas come in 16", 18", 21", and 24".

For a complete line in our cupolas and weather vanes, request a brochure from your local dealer.

Fiberglass Entrance Doors



6 Panel Door 4-Lite Door 9-Lite Door 11-Lite Door 15-Lite Door 17-Lite Door

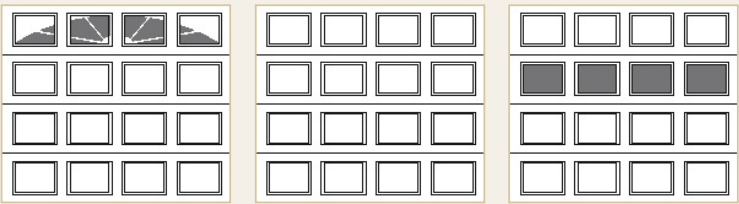
All doors available with black strap hinges, stainless steel butt hinges or as an insulated house door.
All doors can be painted to match the siding or trim color you select.

Homestead Doors



Somerton 2 lite Cascade 3 lite

Overhead Garage Door Options



Arched window garage door Raised panel garage door Window garage door

SHED OPTIONS



Arched Window



Wood Window



8' x 8' Vent



Wrought Iron Frame



Heritage Style
Door Opening



Octagon Window



30" Arched Window



Garden Vent



Flower Box



Arched Classic Door with
Optional Transom Windows



Custom Soffit



Custom Shelves



Classic Square Doors with
Optional Transom Windows



Arched Classic Doors

COLOR OPTIONS

Vinyl Siding Colors

			
Almond	Antique Ivory	Classic Linen	Clay
			
Prairie Wheat	Sage	Sandstone	Slate Blue
			
Heritage Gray	Khaki	Tan	White
			
			Slate

Wood Stain Colors

			
Butternut	Cedar		
			
Chestnut Brown	Driftwood	Ebony	Honey Gold
			
Natural Treat	Nature Walk	Red Mahogany	Redwood

Wood Siding & Trim Colors

			
Avocado	Barn Red	Beige	Belmont Blue
			
Brown	Buckskin	Burgundy	Chestnut
			
Clay	Cream	Dark Gray	Light Gray
			
Hunter Green	Sage	Tan	Navajo White
			
			White

Window Colors

		
Brown	Black	White

Vinyl Trim Colors



Shingle Colors



Shutter Colors



1. Almond Shutter
2. Black Shutter
3. Blue Shutter
4. Brown Shutter
5. Burgundy Shutter
6. Clay Shutter
7. Cream Shutter
8. Dark Gray Shutter
9. Green Shutter
10. Navy Blue Shutter
11. Red Shutter
12. White Shutter



Authorized Dealer:

